

Task description

Pupils determine the optimum time to visit Hilbre Island, taking account of given considerations.

Suitability National Curriculum levels 4 to 7

Time 30 minutes to 1 hour

Resources Paper and calculator

Key Processes involved

- **Representing:** Understand the problem and consider the constraints given.
- **Analysing:** Work logically taking account of the constraints.
- **Communicating and reflecting:** Communicate their findings throughout and summarise their outcomes.

Teacher guidance

To help pupils understand the task, you might choose to introduce it with a short video http://www.bbc.co.uk/wales/nature/mediaexplorer/?theme_group=places_to_go&theme=north_east&set=hilbre_island , with comments:

- *Hilbre Island is a small island in the Dee estuary, near Liverpool. It is very important for the birds that migrate and nest there. People can only reach it by foot for a few hours a day, when the tide is out, so they must plan carefully when to walk across.*
- *You are given all the information you need to decide when to start your journey to Hilbre with friends; plan it to have as much time as possible to enjoy the island, but also make sure you can get back safely and do not get stuck there overnight!*

The task requires calculations involving time.

During the task, the following probing questions may be helpful:

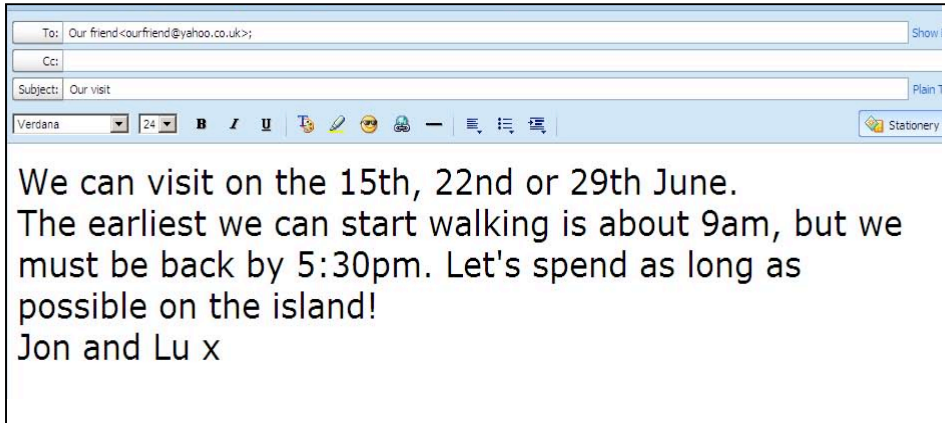
- *What do you need to consider in making your choice? What are the key points?*
- *Are any of the three dates not possible? Why?*
- *Why have you chosen this date rather than one of the other dates?*
- *Will Jon and Lu understand your reasoning?*

Further notes for teachers in the Annex.

Hilbre Island

You can walk to Hilbre Island only if the tide is out. At high tide the footpath is under water.

You are planning to walk to the island with your friends. Here is an email from them and information you need to plan your visit.



Allow **one hour** to walk to the island, and **one hour** to walk back

WARNING!

Do not walk between **3 hours before** and **3 hours after** high tide

Times of high tide

15th June: 14:00

22nd June: 09:04

29th June: 12:57

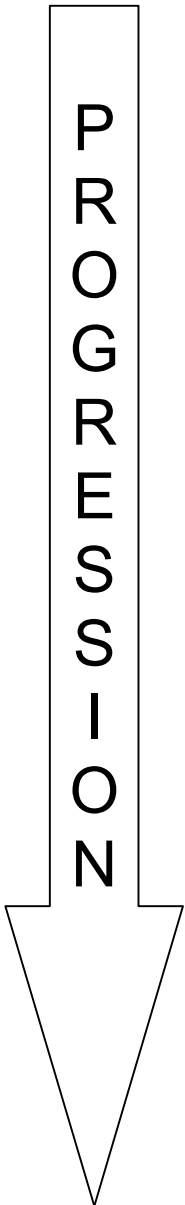
Reply to your friends, telling them which date is best for your visit and explaining why some dates are better than others.

You can use this chart to plan your answer.

	8am	9am	10am	11am	Midday	1pm	2pm	3pm	4pm	5pm	6pm
15th											
22nd											
29th											

Assessment guidance

Progression in Key Processes



Representing	Analysing	Communicating and reflecting
Understanding the problem	Logical working; constraints dealt with	Findings communicated and outcomes summarised
Shows evidence of using at least one constraint, eg shows 9am and 10am (arriving at the island) and an hour interval for the return journey	Calculates a time interval of more than one hour correctly. Converts correctly between the 12- and 24-clock Pupil A	States only some of the information required for their journey, eg date, start time and arrival time on the island
Shows evidence of understanding the constraints for high tide, eg starts walking on the 22 nd June at 12:04 (or 12:00) Pupil A	Calculates the elapsed time interval(s), eg for 22 nd maximum time spent on the island is 3 hours 26 minutes (or 3½ hours) Pupil B	Clearly states their preferred date, starting time and time spent on the island, and also their time of return (even if there are errors) Pupil A
Uses all the constraints for at least one of the days Pupil B	Shows that on the 29 th the maximum time spent on the island is 6 hours 27 minutes (or 6½ hours)	Gives a clear and accurate explanation for the 22 nd or 29 th showing working that allows for their reasoning to be easily followed Pupil B
Uses all the constraints for all the days, even if implicitly Pupil C	Explains why the 15th is not possible Finds correct time intervals for the 22 nd and the 29 th then recommends the 29 th Pupil C	Throughout, presents clear, logical and accurate arguments Pupil C

Sample responses

Pupil A

Use this box for your working. The timeline can help you plan.

Use this box for your reply. The best date is the 29th of June
Hi Jon and Lu
~~We can start walking at 29th of June is the best date and can~~
We can leave at 9am it will take an hour to get there. So at 10am we have 3 hours so we miss high tide at 12:57pm so we can walk back after 3 hours.

Comments

Pupil A's timeline shows understanding of constraints. On the first line (15th), high tide is shown at 2pm; the marks at 10am and 11am show the departure and arrival time on the island. Little information given for the 22nd. The 29th shows a start time of just before 9am and the times when walking is not possible; but she seems to think that walking back must start 3 hours after high tide, hence return of 4pm to 5pm. Limited explanation, but the email summary gives an explanation for her answer.

Probing questions and feedback

- *Think about communication: how could you have used the timeline more effectively, for example, so that Jon and Lu could understand your thinking?*

Pupil A would benefit from examples of how to present her work better, for example, by getting another 'e-mail' from Jon and Lu saying that they now think they can leave the Island later on the 29th than she is suggesting, and asking her to explain her reasoning on a timeline. She could then present this graphically, perhaps using a spreadsheet.

Pupil B

Use this box for your working. The timeline can help you plan.

8am	9am	10am	11am	Midday	1pm	2pm	3pm	4pm	5pm	6pm
-----	-----	------	------	--------	-----	-----	-----	-----	-----	-----

Tide on the 22nd comes in.

We start walking to the island

We arrive at the island

We start walking back from the island

We arrive back from the article

Use this box for your reply.

Hi Jon and Lu

We can go to the island on the 22nd June because the tide goes out the earliest than the others, which give us more time to spend on the island. The tide comes in at 9:04 on the 22nd June, so we have to wait 3 hours before walking, so we start walking at 12:04 & arrive at the island at 13:04. We can spend 3 hours on the island before walking back & arriving home at 5:04 pm!

Comments

Pupil B uses the timeline effectively and gives clear and complete information in the 'email'. The arrival time back on the mainland is just after 5pm, otherwise there is a complete and correct summary of information for the 22nd, including the amount of time that can be spent on the island. The logic in selecting the 22nd is clear but incorrect - 'the tide goes out the earliest than the others which gives us more time to spend on the island' - but his communication skills are good allowing his reasoning to be followed.

Probing questions and feedback

- When solving a problem, think about all the information – check you haven't missed anything important – and be careful not to make assumptions without checking them out first ...

Further work on multi-step tasks with interpretation of information would help him. The Bowland case *You Reckon* would give a good opportunity for him to develop these skills.

Pupil C

Use this box for your working. The timeline can help you plan.

	8am	9am	10am	11am	Midday	1pm	2pm	3pm	4pm	5pm	6pm
15 th		walking to	walking back		T I D E						walking back!
22 nd					T I D E	walking to!	Three hours on the island!				walking back!
29 th		walking to!			T I D E						walking back!

15th - No time. Walk there and walk straight back. 2 hours of walking. ✓

22nd - Walk at 12:30^{12:04}pm. Walk back at 4:30pm. 3 hours time on the island.

29th - Walk to the island 9-10am. Spend 6½ hours of enjoying time, but not of footpath. Walk back at 4:30pm.

Use this box for your reply.

Hi Jon and Lu

From our findings our best day to go to the island is on 29th June. We walked as soon as we could, to spend 6½ hours but not on the footpath. Footpath is flooded. We walked back at 4:30pm to get back at 5:30pm

Comments

Pupil C uses the timeline clearly and effectively with all information shown. Why she chose 12:30 as the start time on the 22nd is unclear - she may think that they can only leave on the hour or half hour. The written summary supports the communication and reasoning, although as stand-alone communication, the email is less clear with the start time omitted. But the task as a whole shows high levels of reasoning, planning and communication skills.

Probing questions and feedback

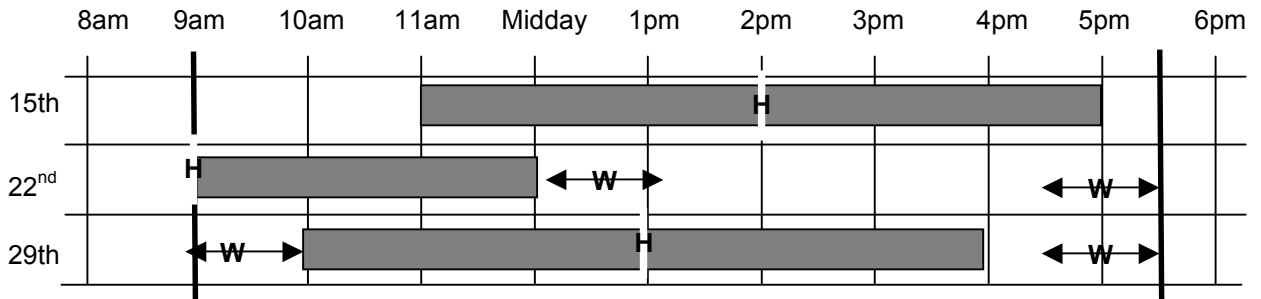
- 'When summarising information, be careful not to omit anything important ... and make sure you state all your assumptions.'

The pupil may benefit from doing an extended case study that requires her to present her reasoning and solutions. *Reducing Road Accidents* or *Product Wars* would each be appropriate.

Annex: Notes for teachers

Taking account of the constraints, the following diagram may be helpful.

W denotes the best times for walking. H denotes high tide. Shading denotes no walking is possible because of high tide.



15th: Earliest it is possible to leave island is 5pm, so can't be back by 5:30pm. [Note: could in theory leave at 9am, get to the island at 10am, leave immediately to get back by 11am.]

22nd: Start at 12:04, arrive 13:04, leave 16:30, back 17:30
Time on island **3 hours 26 minutes**

29th: If they start at 08:57 (ie. just before 09.00), arrive 09:57 (just before 10.00), leave 16:30, back 17:30.
Time on island **6 hours 27 minutes** (about **6½ hours**)